

DOOR DESIGN LOAD CAPACITY - PSF

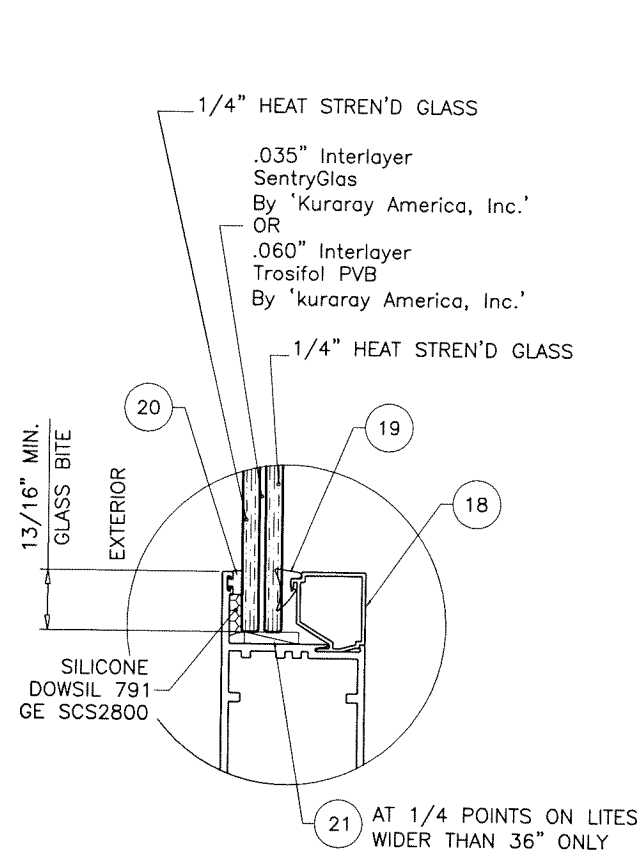
AVERAGE PANEL WIDTH INCHES	DOOR FRAME HEIGHT INCHES	GLASS TYPES 'A' & 'Ai'	
		EXT.(+)	INT.(-)
36	84	140.0	140.0
42		140.0	140.0
48		140.0	140.0
54		140.0	140.0
60		140.0	140.0
66		140.0	140.0
68		140.0	140.0
72		100.0	100.0
36	96	140.0	140.0
42		140.0	140.0
48		140.0	140.0
54		140.0	140.0
60		140.0	140.0
66		100.0	100.0
68		100.0	100.0
72		100.0	100.0
36	102	140.0	140.0
42		140.0	140.0
48		140.0	140.0
54		140.0	140.0
60		100.0	100.0
66		100.0	100.0
36	114	140.0	140.0
42		140.0	140.0
48		140.0	140.0
54		100.0	100.0
60		100.0	100.0
36	120	140.0	140.0
42		140.0	140.0
48		140.0	140.0
54		100.0	100.0
60		100.0	100.0
36	126	100.0	100.0
42		100.0	100.0
48		100.0	100.0
54		100.0	100.0
36	144	100.0	100.0
42		100.0	100.0
48		100.0	100.0

AVERAGE PANEL WIDTH = $\frac{\text{DOOR FRAME WIDTH}}{\text{NUMBER OF PANELS}}$

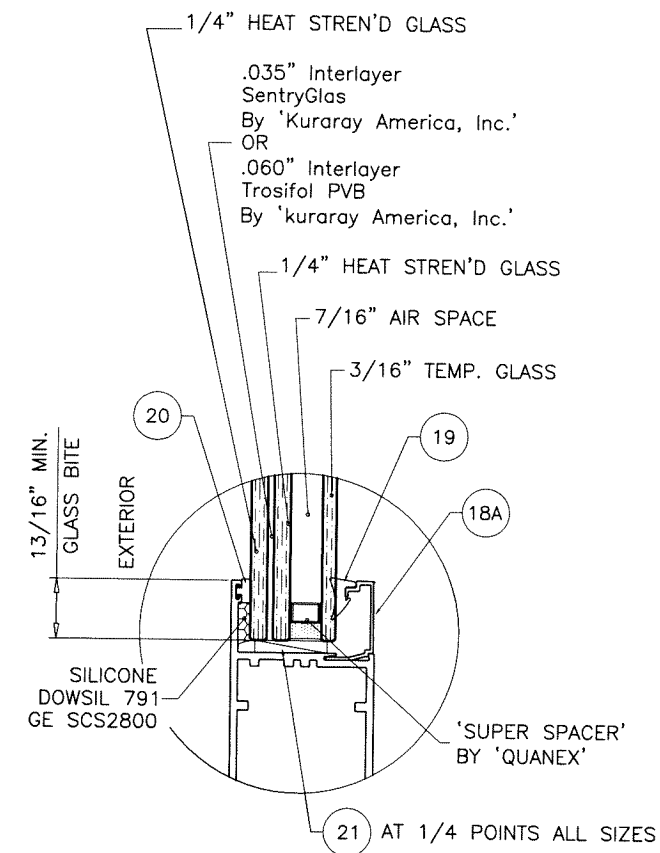
ALL EXTERIOR(+) LOADS SHOWN IN CHARTS ABOVE ARE FOR INSTALLATIONS WHERE WATER INFILTRATION RESISTANCE IS NOT REQUIRED.

FOR INSTALLATIONS WHERE WATER INFILTRATION RESISTANCE IS REQUIRED
 LIMIT MAX. EXT.(+) LOADS TO 33.3 PSF FOR 1-11/16" SILL HEIGHTS
 LIMIT MAX. EXT.(+) LOADS TO 60.0 PSF FOR 2-3/4" SILL HEIGHTS
 LIMIT MAX. EXT.(+) LOADS TO 95.0 PSF FOR 3-3/4" SILL HEIGHTS
 NO EXT.(+) LOADS LIMIT FOR 5" SILL HEIGHTS
 SEE SHEETS 9, 11 & 13 FOR DETAILS

NOTE:
 GLASS CAPACITIES ARE BASED ON
 ASTM E1300-09 (3 SEC. GUSTS)
 AND FLORIDA BUILDING COMMISSION
 DECLARATORY STATEMENT DCA05-DEC-219




GLASS TYPE 'A'
 9/16" OVERALL LAMINATED GLASS



GLASS TYPE 'Ai'
 1-3/16" OVERALL INSUL. LAM. GLASS

Sealed: 9/30/2025



FL #47807



AL-FAROOQ CORPORATION
 ENGINEERS & PRODUCT DEVELOPMENT
 9360 SUNSET DRIVE, SUITE 220
 MIAMI, FLORIDA 33173 (C.A.N. 3538)
 TEL. (305) 264-8100 FAX. (305) 262-6978
 COMP-ANL 25-83F-EII

SERIES EC450 ALUM SLIDING GLASS DOOR (S.M.I.)

Eurocraft Industries Inc.

7905 N.W. 77th Ave.
 Medley, FL 33166

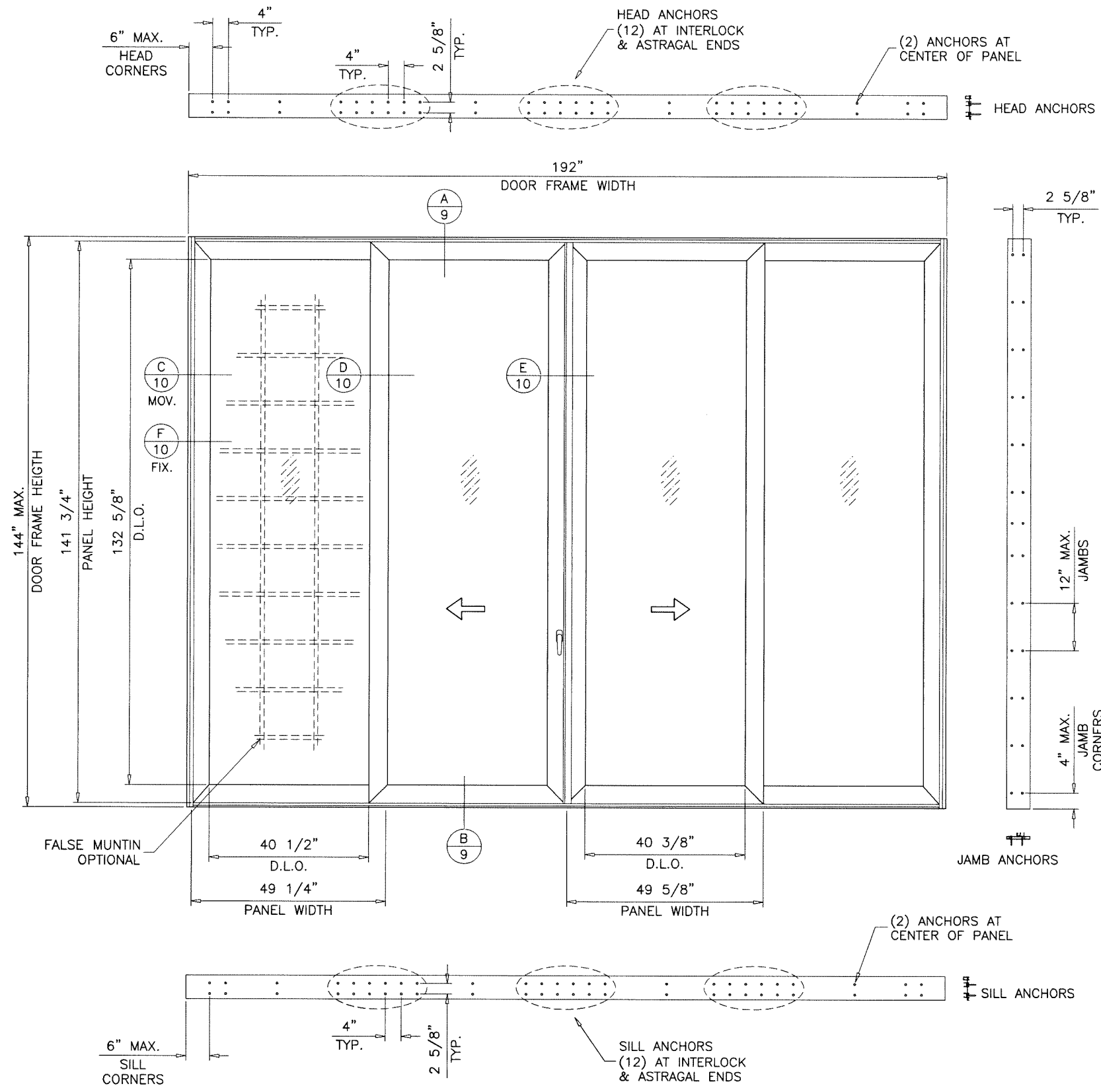
Phone: (305) 713-1871 Fax: (305) 713-1872

revisions:	no	date	by	description

date: 09-10-25
 scale: -
 dr. by: TARIQ
 chk. by:

drawing no.
25-83F

sheet 2 of 18




TYPICAL ELEVATION
(2 TRACK)

DAYLITE OPENINGS WIDTHS:
PANEL WIDTH - 8.75"

DAYLITE OPENING HEIGHT:
PANEL HEIGHT - 9.125"

PANEL HEIGHT = DOOR FRAME HEIGHT - 2.250"

Sealed: 9/30/2025



FL #47807

af c
AL-FAROOQ CORPORATION
ENGINEERS & PRODUCT DEVELOPMENT
9360 SUNSET DRIVE, SUITE 220 (C.A.N. 3538)
MIAMI, FLORIDA 33173 FAX. (305) 262-6978
TEL. (305) 264-8100

SERIES EC450 ALUM SLIDING GLASS DOOR (S.M.I.)
Eurocraft Industries Inc.
7905 N.W. 77th Ave.
Medley, FL. 33166
Phone: (305) 713-1871 Fax: (305) 713-1872

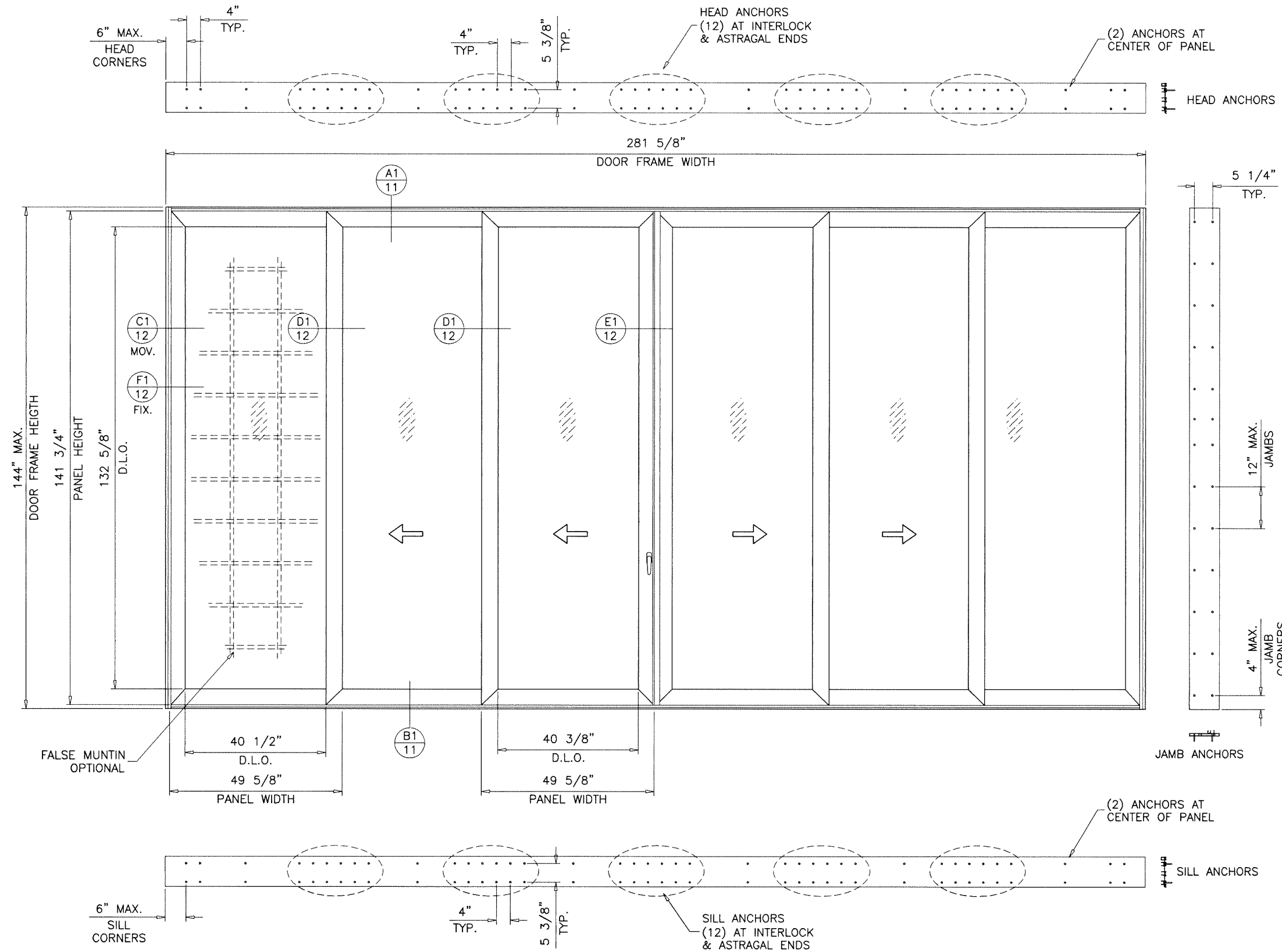
revisions:	
no	date by description

date: 09-10-25
scale: 3/8"=1'-0"
dr. by: TARIQ
chk. by:

drawing no.
25-83F


sheet 3 of 18

COMP-ANI\25-83F-EII



TYPICAL ELEVATION
(3 TRACK)

Sealed: 9/30/2025



FL #47807

af c

AL-FAROOQ CORPORATION
ENGINEERS & PRODUCT DEVELOPMENT
9360 SUNSET DRIVE, SUITE 220
MIAMI, FLORIDA 33173 (C.A.N. 9538)
TEL. (305) 264-8100 FAX. (305) 262-6978
COMP-ANL\25-83F-EII

SERIES EC450 ALUM SLIDING GLASS DOOR (S.M.I.)

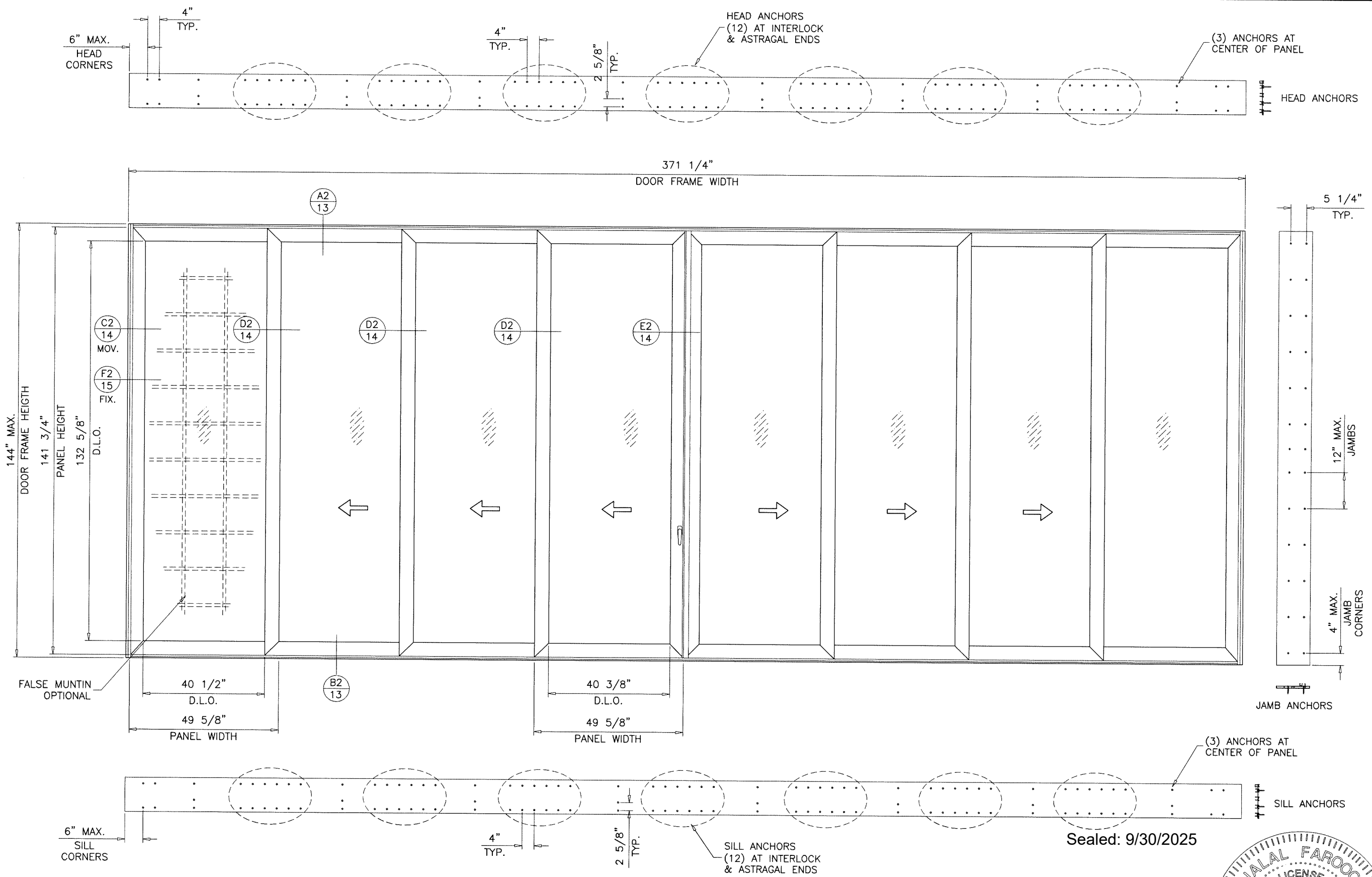
Eurocraft Industries Inc.
7905 N.W. 77th Ave.
Medley, FL 33166
Phone: (305) 713-1871 Fax: (305) 713-1872

no	date	description

date: 09-10-25
scale: 3/8"=1'-0"
dr. by: TARIQ
chk. by:


drawing no.
25-83F

sheet 4 of 18



TYPICAL ELEVATION
(4 TRACK)

Sealed: 9/30/2025



af c
AL-FAROOQ CORPORATION
 ENGINEERS & PRODUCT DEVELOPMENT
 9360 SUNSET DRIVE, SUITE 220
 MIAMI, FLORIDA 33173 (C.A.N. 3538)
 TEL. (305) 264-8100 FAX. (305) 262-6978
 COMP-ANL\25-83F-E11

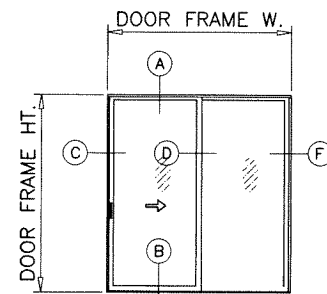
SERIES EC450 ALUM SLIDING GLASS DOOR (S.M.I.)
Eurocraft Industries Inc.
 7905 N.W. 77th Ave.
 Medley, FL 33166
 Phone: (305) 713-1871 Fax: (305) 713-1872

revisions:	no	date	by	description

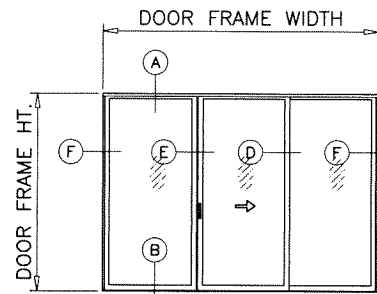
date:	09-10-25
scale:	3/8"=1'-0"
dr. by:	TARIQ
chk. by:	

drawing no.
25-83F
 sheet 5 of 18

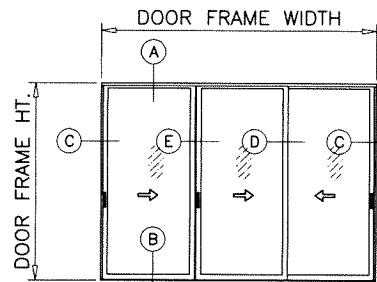
FL #47807



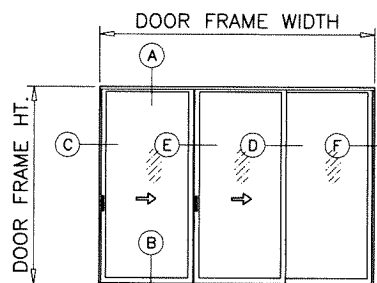
XO (SHOWN)
OX
XX



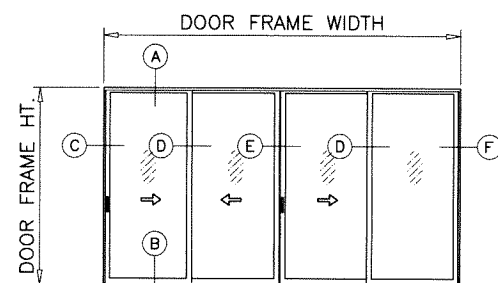
O-XO (SHOWN)
OX-O



X-XX (SHOWN)
XX-X



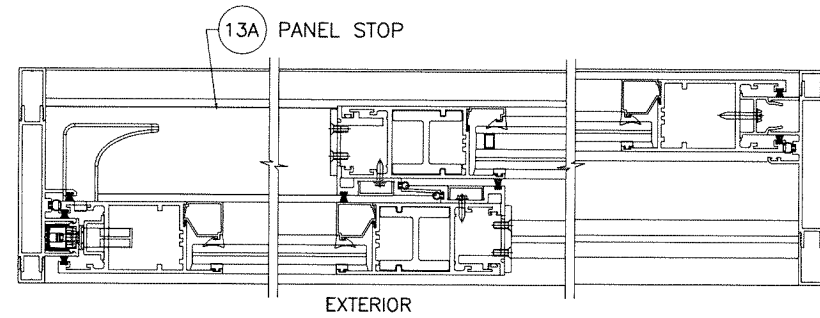
X-XO (SHOWN)
OX-X



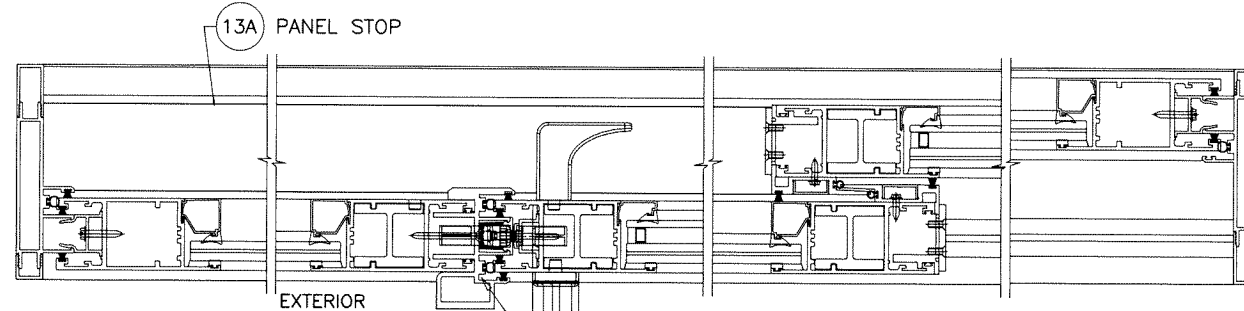
XX-XO (SHOWN)
OX-XO
XX-XX

APPROVED CONFIGURATIONS

TWO (2) TRACKS

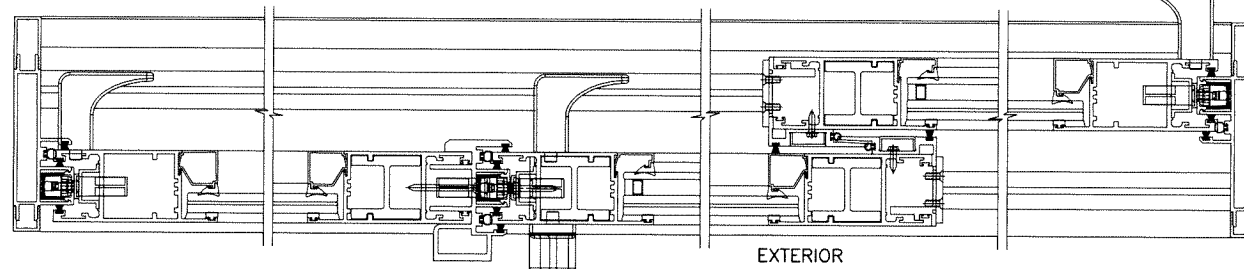


EXTERIOR

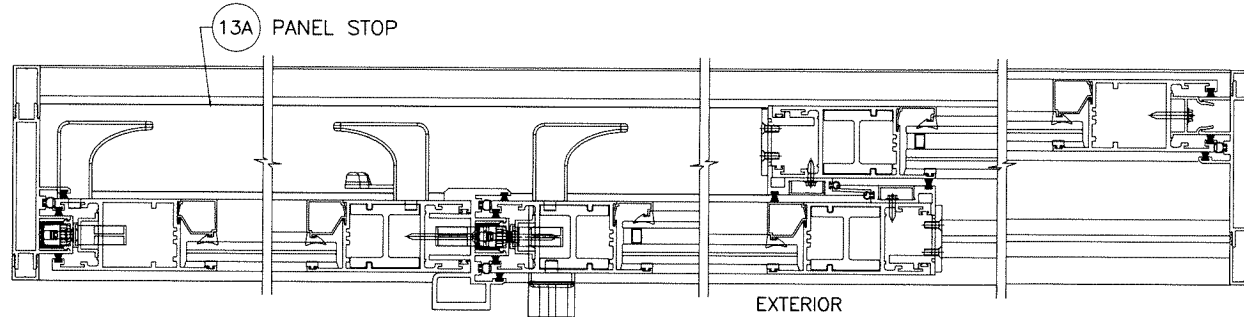


EXTERIOR

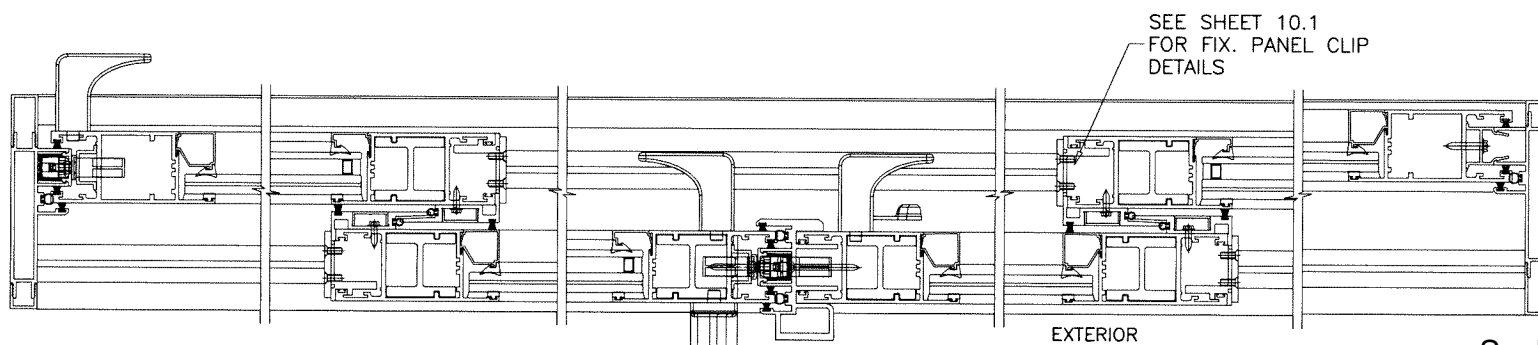
SEE SHEET 10.1
FOR FIX. PANEL CLIP
DETAILS



EXTERIOR



EXTERIOR



EXTERIOR


SEE SHEET 10.1
FOR FIX. PANEL CLIP
DETAILS

NOTE:
CONFIGURATIONS SHOWN FOR ILLUSTRATION PURPOSE
SEE APPLICABLE DESIGN PRESSURES & SIZES IN SHEET 2
AND ANCHOR INSTALLATION IN SHEETS 9 & 10.

MAX. FRAME AREA OF TWO (2) TRACK S.G.D. SHALL NOT
EXCEED 352 SQ. FT.
DOOR PANEL AREA SHALL NOT EXCEED 40.0 SQ. FT.
PER FBC REQUIREMENTS.

Sealed: 9/30/2025

FL #47807



AL-FAROOQ CORPORATION
ENGINEERS & PRODUCT DEVELOPMENT
9360 SUNSET DRIVE, SUITE 220
MIAMI, FLORIDA 33173 (C.A.N. 3538)
TEL. (305) 264-8100 FAX. (305) 262-6978
COMP-ANL\25-83F-EII

SERIES EC450 ALUM SLIDING GLASS DOOR (S.M.I.)

Eurocraft Industries Inc.

7905 N.W. 77th Ave.
Medley, FL. 33166
Phone: (305) 713-1871 Fax: (305) 713-1872

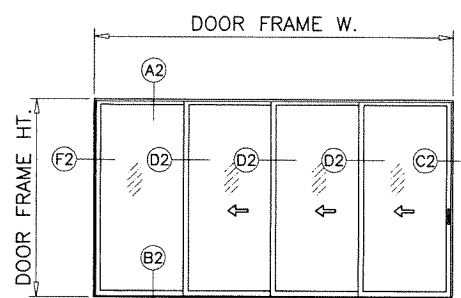
revisions:	no.	date	by	description

date: 09-10-25
scale: -
dr. by: TARIQ
chk. by:

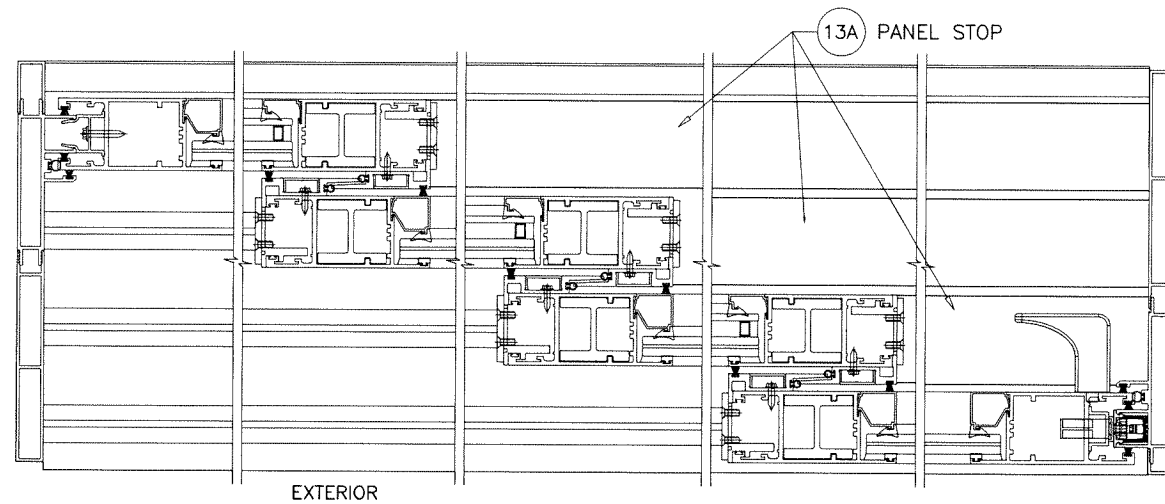
drawing no.

25-83F

sheet 6 of 18



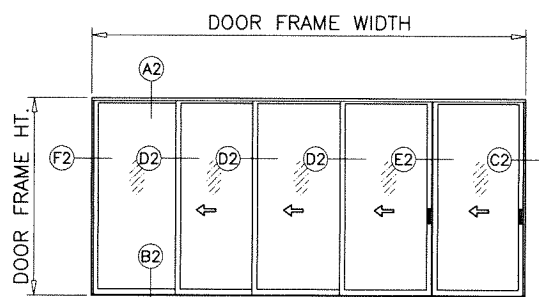
OXXX (SHOWN)
 XXXO
 XXXX



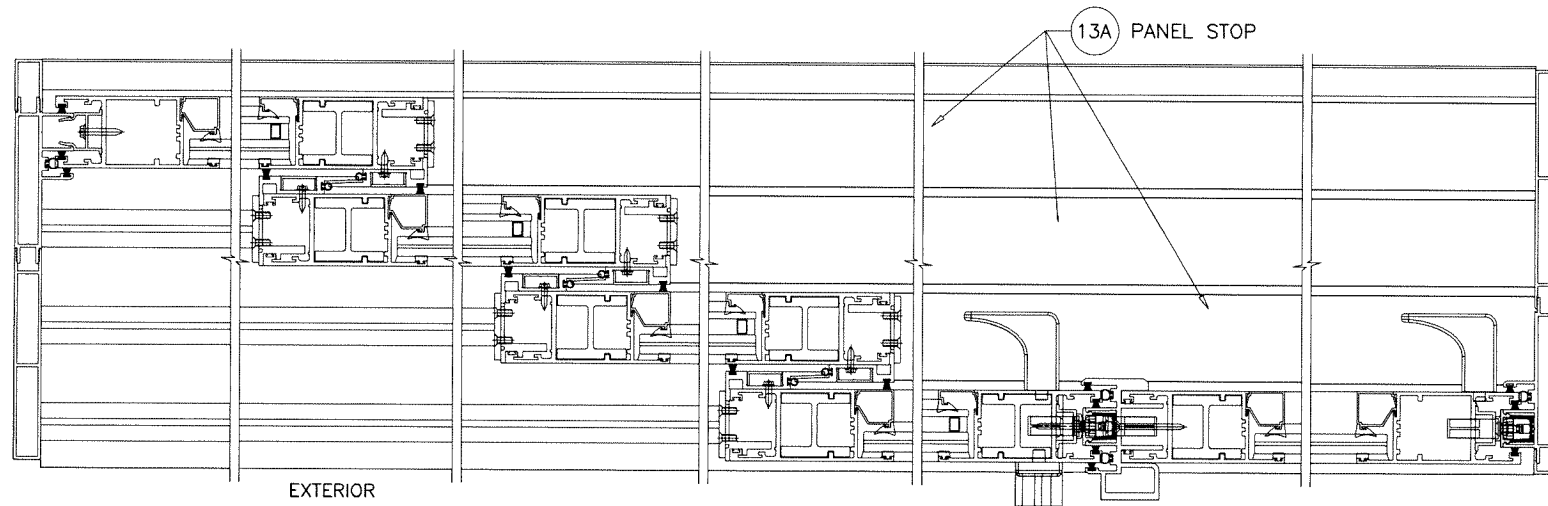
EXTERIOR

NOTE:
 CONFIGURATIONS SHOWN FOR ILLUSTRATION PURPOSE
 SEE APPLICABLE DESIGN PRESSURES & SIZES IN SHEET 2
 AND ANCHOR INSTALLATION IN SHEETS 13 THRU 15.

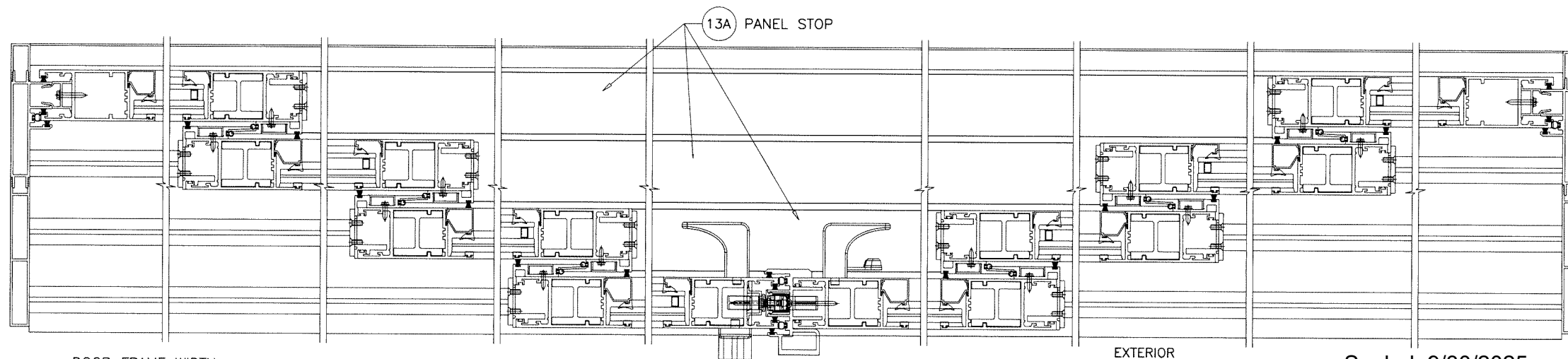
MAX. FRAME AREA OF TWO (4) TRACK S.G.D. SHALL NOT
 EXCEED 352 SQ. FT.
 DOOR PANEL AREA SHALL NOT EXCEED 40.0 SQ. FT.
 PER FBC REQUIREMENTS.



OXXX-X (SHOWN)
 X-XXXO
 XXXX-X
 X-XXXX

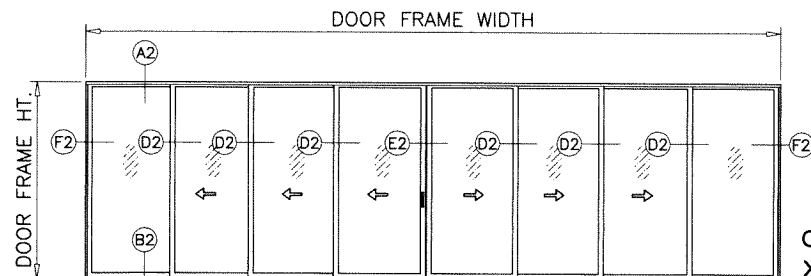


EXTERIOR



EXTERIOR


Sealed: 9/30/2025



OXXX-XXXO (SHOWN)
 XXXX-XXXX

APPROVED CONFIGURATIONS
 FOUR (4) TRACKS

FL #47807

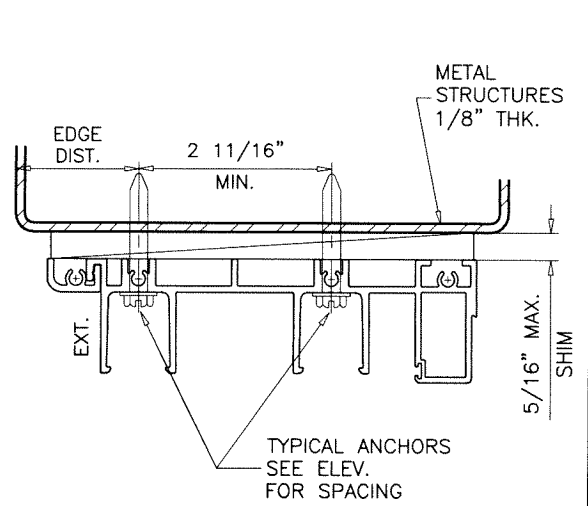
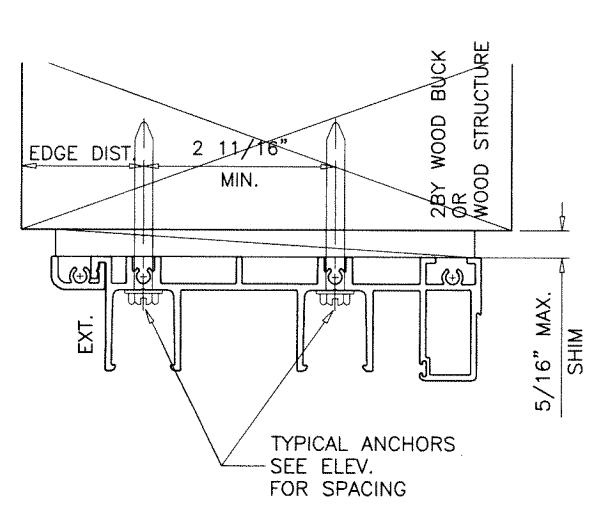
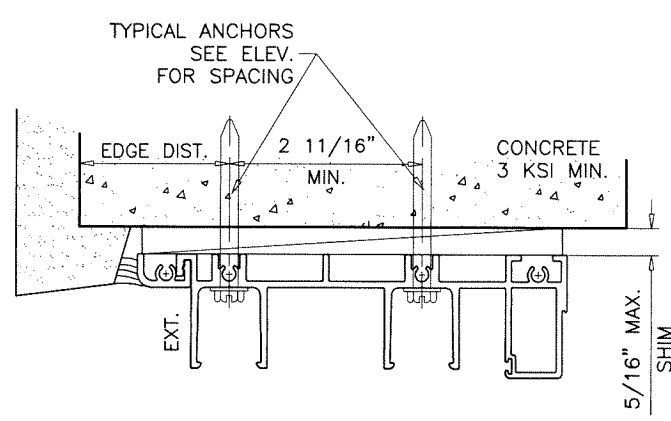
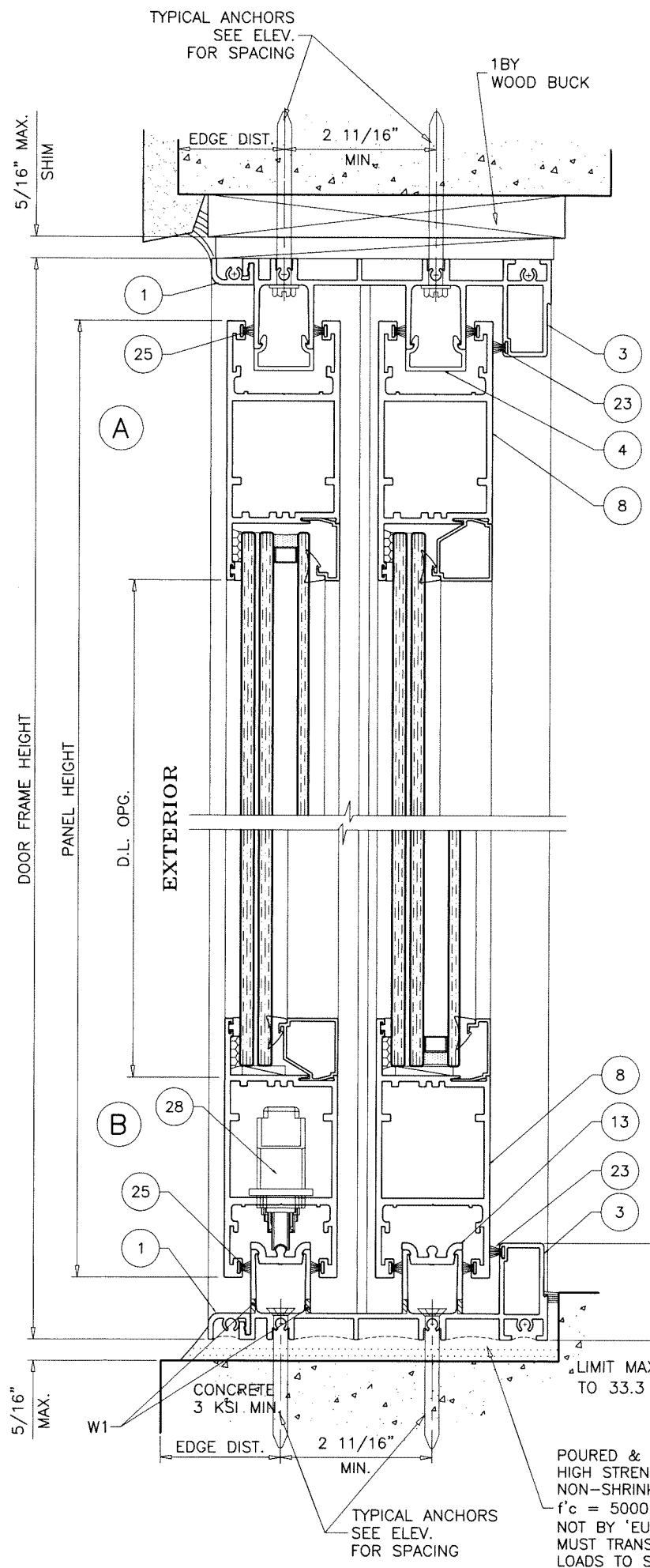


afc
AL-FAROOQ CORPORATION
 ENGINEERS & PRODUCT DEVELOPMENT
 9360 SUNSET DRIVE, SUITE 220
 MIAMI, FLORIDA 33173 (C.A.N. 3538)
 TEL: (305) 264-8100 FAX: (305) 262-6978
 COMP-ANL\25-83F-E11

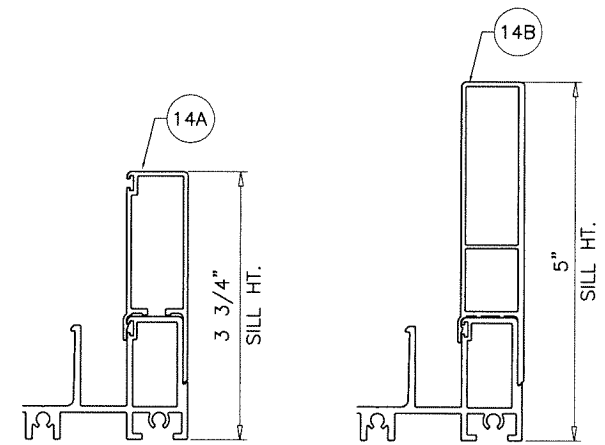
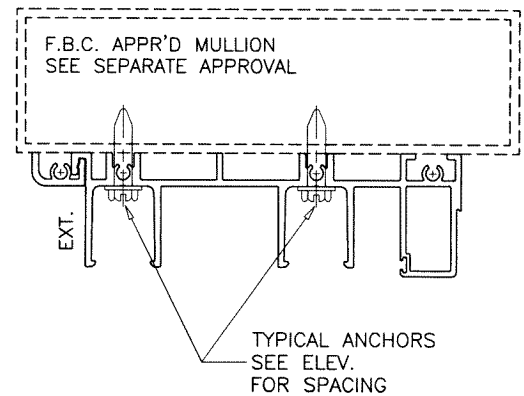
SERIES EC450 ALUM SLIDING GLASS DOOR (S.M.I.)
Eurocraft Industries Inc.
 7905 N.W. 77th Ave.
 Medley, FL 33166
 Phone: (305) 713-1871 Fax: (305) 713-1872

revisions:	no	date	by	description

date: 09-10-25	scale: -	dr. by: TARIQ	chk. by:
drawing no. 25-83F			
sheet 8 of 18			

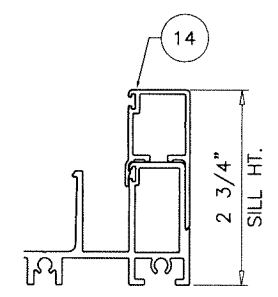


1BY OR 2BY WOOD BUCKS AND METAL STRUCTURE NOT BY 'EUROCRRAFT' MUST SUSTAIN LOADS IMPOSED BY GLAZING SYSTEM AND TRANSFER THEM TO THE BUILDING STRUCTURE.



LIMIT MAX. EXT.(+) LOADS TO 95.0 PSF AND MAX. PANEL AREA TO 40.0 SQ. FT.

MAX. EXT.(+) LOADS 140.0 PSF



LIMIT MAX. EXT.(+) LOADS TO 60.0 PSF AND MAX. PANEL AREA TO 40.0 SQ. FT.

LIMIT MAX. EXT.(+) LOADS TO 33.3 PSF

POURED & HARDENED HIGH STRENGTH GROUT NON-SHRINK, NON-METALLIC $f'_c = 5000$ PSI MIN. NOT BY 'EUROCRRAFT' MUST TRANSFER SHEAR LOADS TO STRUCTURE

TYPICAL ANCHORS: SEE ELEV. FOR SPACING
5/16" DIA. ULTRACON BY 'DEWALT' ($F_u=177$ KSI, $F_y=155$ KSI) INTO 2BY WOOD BUCKS OR WOOD STRUCTURES 1-1/2" MIN. PENETRATION INTO WOOD (HEAD/JAMBS) THRU 1BY BUCKS INTO CONC. OR BLOCKS 1-3/4" MIN. EMBED INTO CONCRETE (HEAD/JAMBS) 1-3/4" MIN. EMBED INTO GROUT-FILLED BLOCKS (JAMBS)

5/16" DIA. ULTRACON BY 'DEWALT' ($F_u=177$ KSI, $F_y=155$ KSI) DIRECTLY INTO CONCRETE OR BLOCKS 1-3/4" MIN. EMBED INTO CONCRETE (HEAD/SILL/JAMBS) 1-3/4" MIN. EMBED INTO GROUT-FILLED BLOCKS (JAMBS)

5/16" DIA. TEKS OR SELF-DRILLING SCREWS (GRADE 5 CRS) INTO F.B.C. APPROVED MULLIONS OR INTO METAL STRUCTURES (HEAD/JAMBS) (3) THREADS MIN. TO EXTEND BEYOND METAL THICKNESS ALUMINUM: 1/8" THK. MIN. (6063-T5 MIN.) STEEL: 1/8" THK. MIN. ($F_y = 36$ KSI MIN.) (STEEL IN CONTACT WITH ALUMINUM TO BE PLATED OR PAINTED)

CRITICAL EDGE DISTANCE
 INTO CONCRETE AND BLOCKS = 2-1/2" MIN.
 INTO WOOD STRUCTURE = 1-1/4" MIN.
 INTO METAL STRUCTURE = 3/4" MIN.


WOOD AT HEAD OR JAMBS SG = 0.55 MIN.
 CONCRETE AT HEAD, SILL OR JAMBS $f'_c = 3000$ PSI MIN.
 C-90 GROUT-FILLED BLOCK AT JAMBS $f'_m = 2000$ PSI MIN.

ANCHORS MAY BE HEX OR FLAT HEAD

WEEPHOLES:
 W1 = 3/16" X 3" LONG WEEP HOLES AT 10" FROM EACH END.

2 TRACK FRAMES

Sealed: 9/30/2025



FL #47807

af c
AL-FAROOQ CORPORATION
 ENGINEERS & PRODUCT DEVELOPMENT
 9360 SUNSET DRIVE, SUITE 220
 MIAMI, FLORIDA 33173
 TEL: (305) 264-8100 FAX: (305) 262-6978
 COMP-ANL\25-83F-EII

SERIES EC450 ALUM SLIDING GLASS DOOR (S.M.I.)

Eurocraft Industries Inc.
 7905 N.W. 77th Ave.
 Medley, FL. 33166
 Phone: (305) 713-1871 Fax: (305) 713-1872

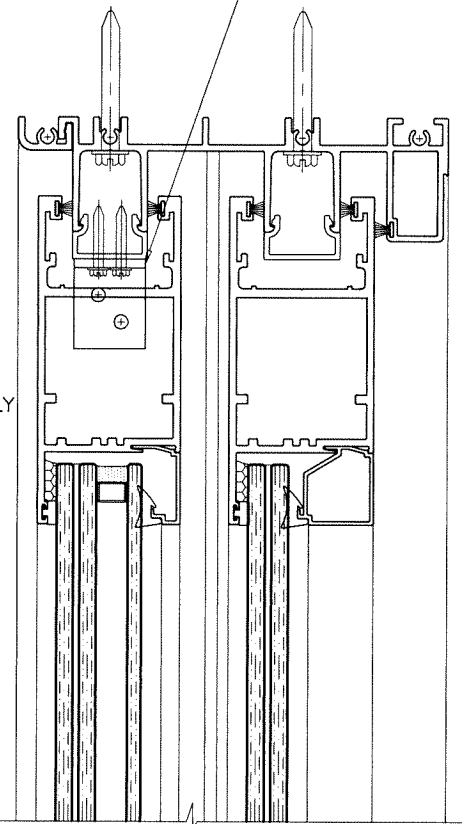
revisions:	no	date	description

date: 09-10-25
 scale: 3/8" = 1"
 dr. by: TARIQ
 chk. by:

drawing no.
25-83F
 sheet 9 of 18

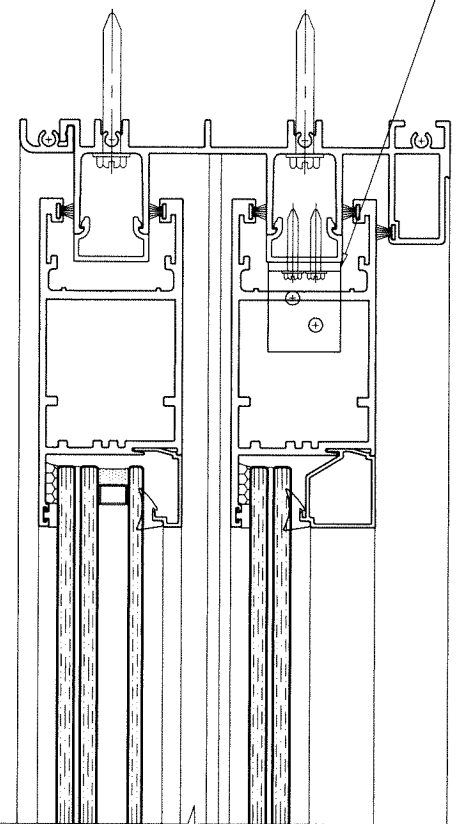
A
O-XO
CONFIGURATION ONLY

1-1/4" X 1-1/4" X 1/8" X 1" LONG
ALUM ANGLE (6063-T6)
AT TOP OF FIX. PANEL ASTRAGAL STILE
SECURED TO HEAD AND LOCK STILE
WITH #8 X 1" SDS
(2) PER LEG

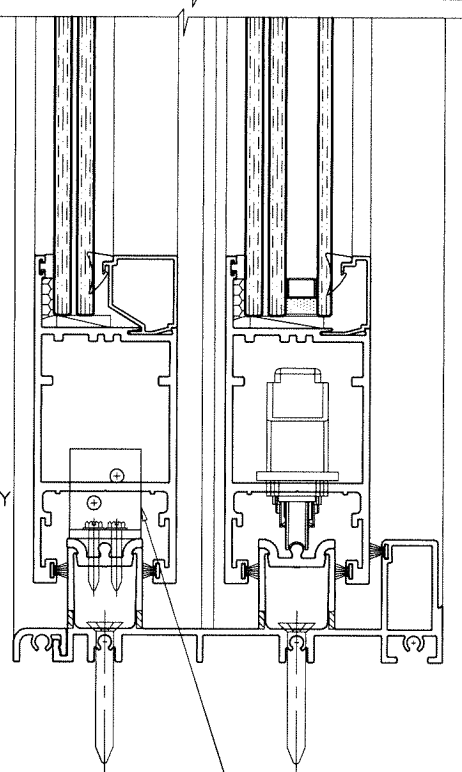


EXTERIOR

1-1/4" X 1-1/4" X 1/8" X 1" LONG
ALUM ANGLE (6063-T6)
AT TOP OF FIX. PANEL ASTRAGAL STILE
SECURED TO HEAD AND LOCK STILE
WITH #8 X 1" SDS
(2) PER LEG



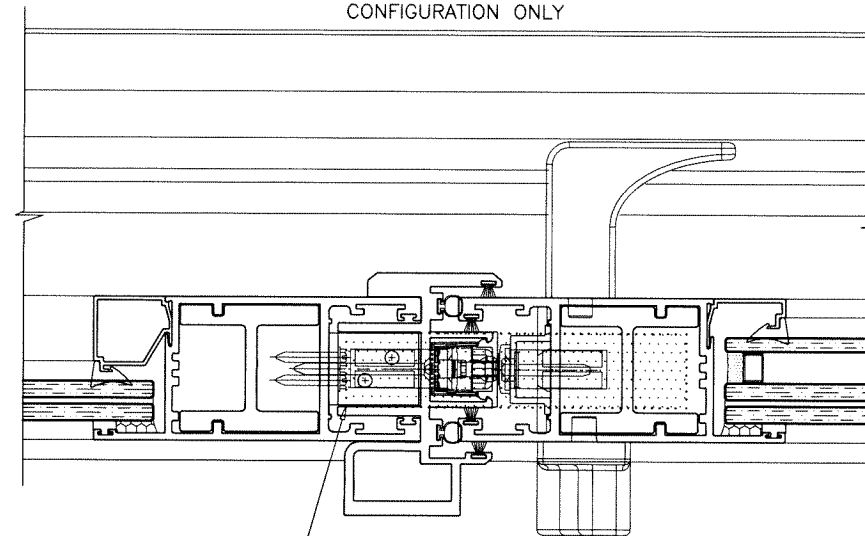
B
O-XO
CONFIGURATION ONLY



1-1/4" X 1-1/4" X 1/8" X 1" LONG
ALUM ANGLE (6063-T6)
AT BOTTOM OF FIX. PANEL ASTRAGAL STILE
SECURED TO SILL AND LOCK STILE
WITH #8 X 1" SDS
(2) PER LEG

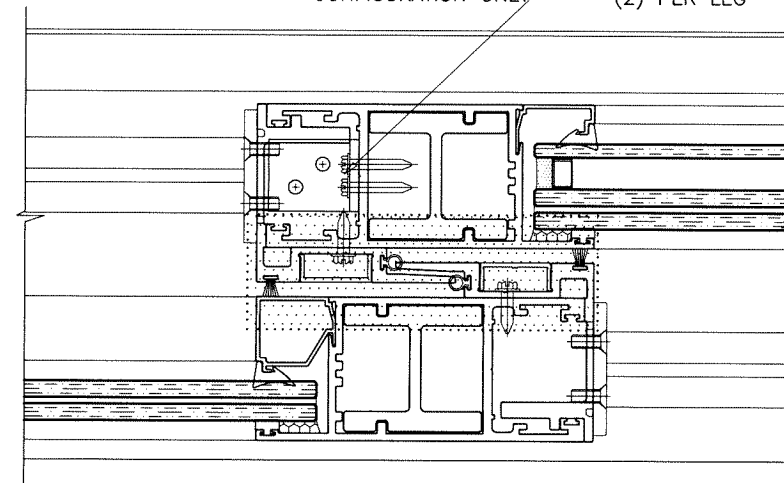
1-1/4" X 1-1/4" X 1/8" X 1" LONG
ALUM ANGLE (6063-T6)
AT BOTTOM OF FIX. PANEL ASTRAGAL STILE
SECURED TO SILL AND LOCK STILE
WITH #8 X 1" SDS
(2) PER LEG

E
O-XO
CONFIGURATION ONLY



1-1/4" X 1-1/4" X 1/8" X 1" LONG
ALUM ANGLE (6063-T6)
AT TOP & BOTTOM OF FIX. PANEL ASTRAGAL STILE
SECURED TO HEAD, SILL AND LOCK STILE
WITH #8 X 1" SDS
(2) PER LEG


D
XX-XO
CONFIGURATION ONLY



1-1/4" X 1-1/4" X 1/8" X 1" LONG
ALUM ANGLE (6063-T6)
AT TOP & BOTTOM OF FIX. PANEL INTERLOCK STILE
SECURED TO HEAD, SILL AND INTERLOCK STILE
WITH #8 X 1" SDS
(2) PER LEG

2 TRACK FRAMES

Sealed: 9/30/2025

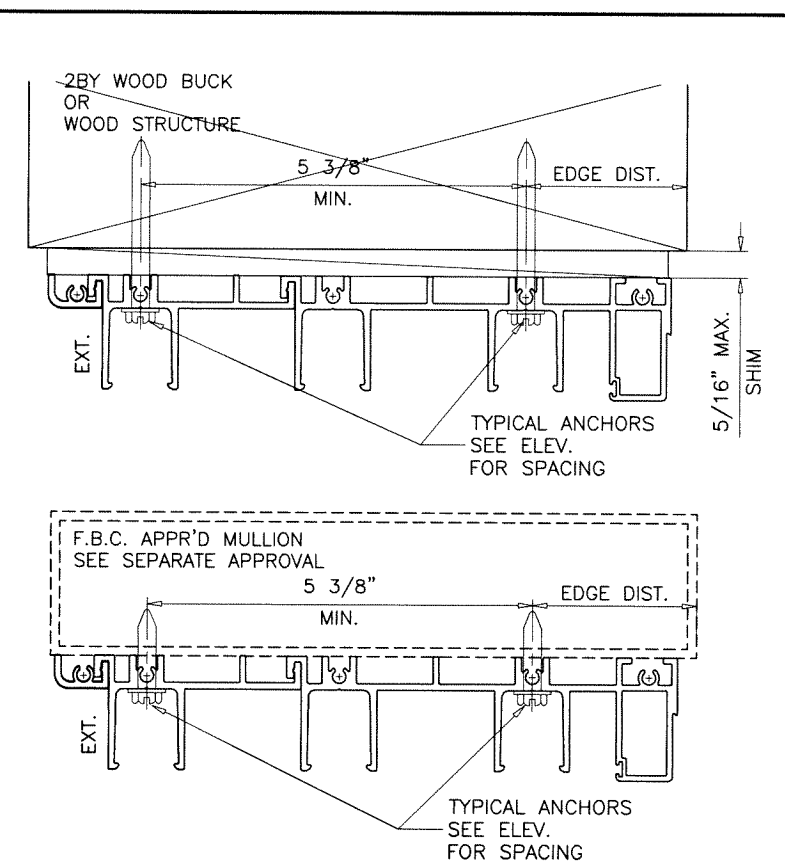
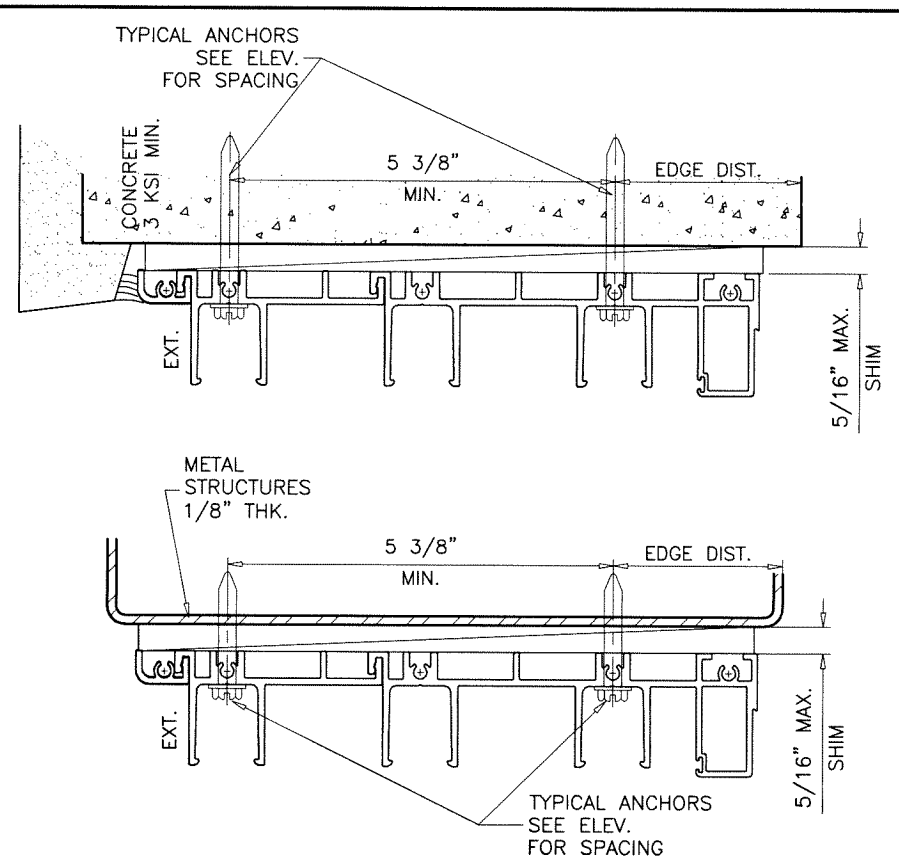
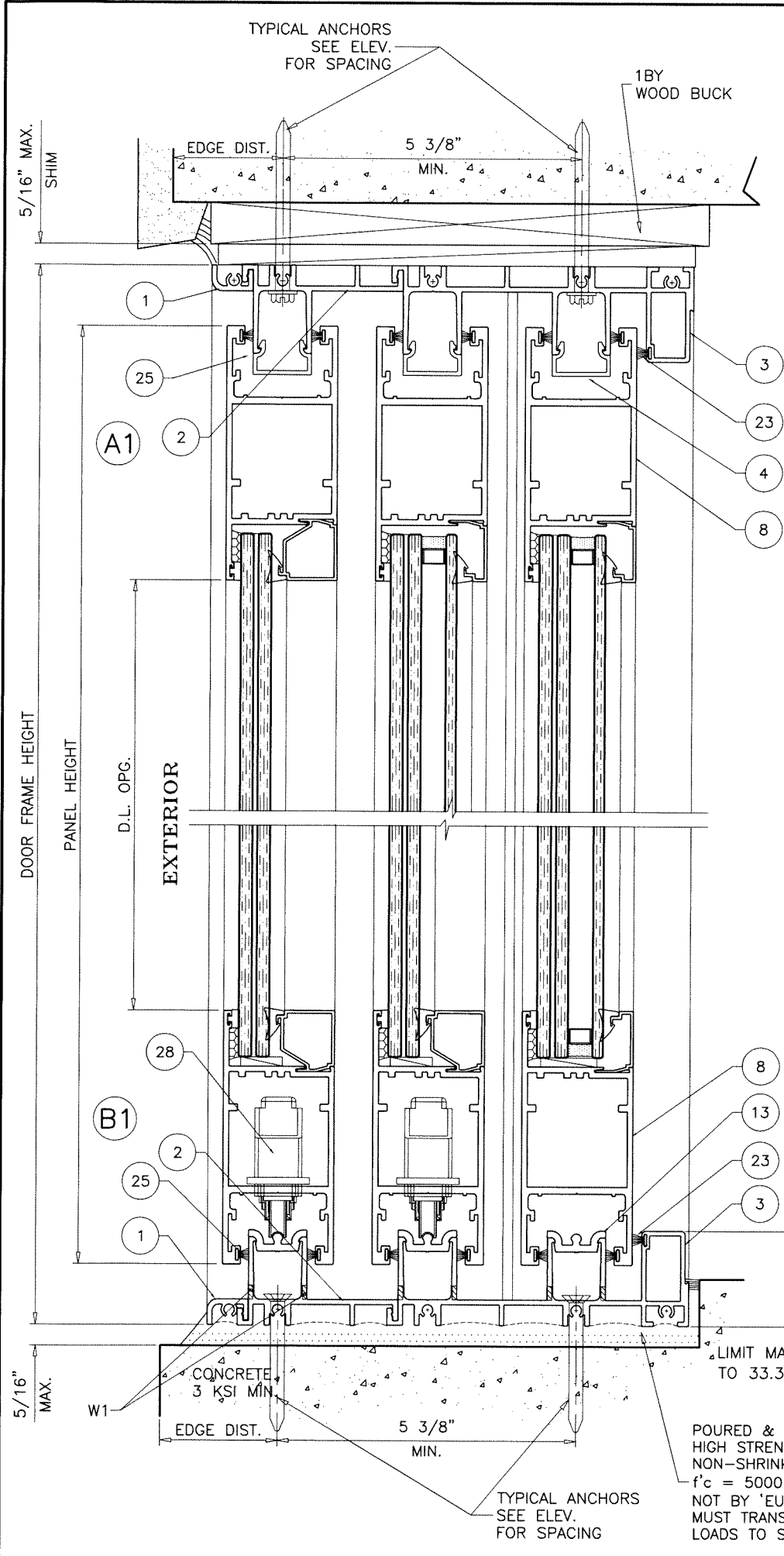


FL #47807

af c
AL-FAROOQ CORPORATION
ENGINEERS & PRODUCT DEVELOPMENT
9360 SUNSET DRIVE, SUITE 220
MIAMI, FLORIDA 33173 (C.A.N. 3538)
TEL. (305) 264-8100 FAX. (305) 262-6978
COMP-ANL\25-83F-EII

SERIES EC450 ALUM SLIDING GLASS DOOR (S.M.I.)
Eurocraft Industries Inc.
7905 N.W. 77th Ave.
Medley, FL. 33166
Phone: (305) 713-1871 Fax: (305) 713-1872

revisions:	no	date	by	description
date:	09-10-25	scale:	3/8" = 1"	
dr. by:	TARIQ	chk. by:		
drawing no.	25-83F			
sheet	10.1 of 18			



5/16\"/>

W1

CONCRETE 3 KSI MIN.

EDGE DIST. 5 3/8\"/>

MIN.

POURED & HARDENED HIGH STRENGTH GROUT NON-SHRINK, NON-METALLIC $f'_c = 5000$ PSI MIN. NOT BY 'EUROCAST' MUST TRANSFER SHEAR LOADS TO STRUCTURE

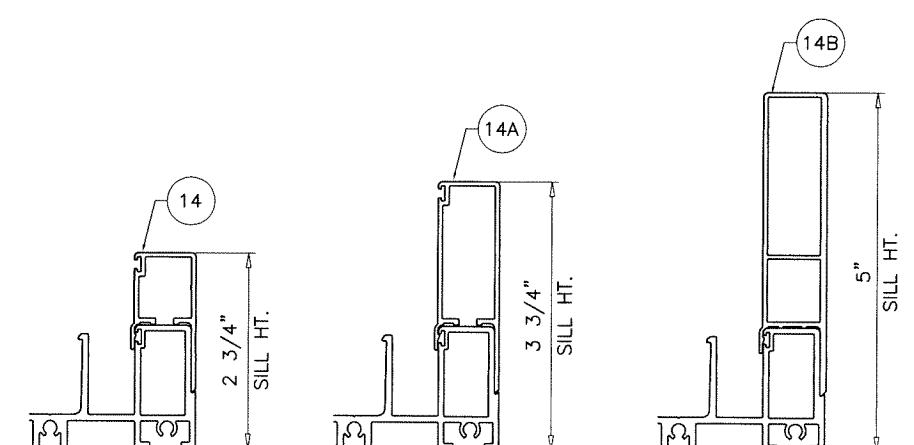
TYPICAL ANCHORS SEE ELEV. FOR SPACING

LIMIT MAX. EXT.(+) LOADS TO 33.3 PSF


LIMIT MAX. EXT.(+) LOADS TO 60.0 PSF AND MAX. PANEL AREA TO 40.0 SQ. FT.

LIMIT MAX. EXT.(+) LOADS TO 95.0 PSF AND MAX. PANEL AREA TO 40.0 SQ. FT.

MAX. EXT.(+) LOADS 140.0 PSF



3 TRACK FRAMES



Sealed: 9/30/2025

FL #47807

af c

AL-FAROOQ CORPORATION
 ENGINEERS & PRODUCT DEVELOPMENT
 9360 SUNSET DRIVE, SUITE 220
 MIAMI, FLORIDA 33173 (C.A.N. 3538)
 TEL. (305) 264-8100 FAX. (305) 262-6978
 COMP-ANL\25-83F-EII

SERIES EC450 ALUM SLIDING GLASS DOOR (S.M.I.)

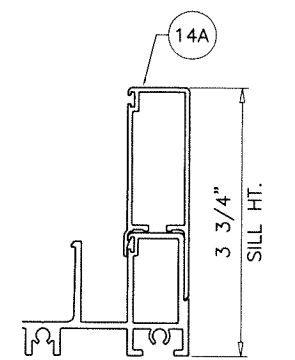
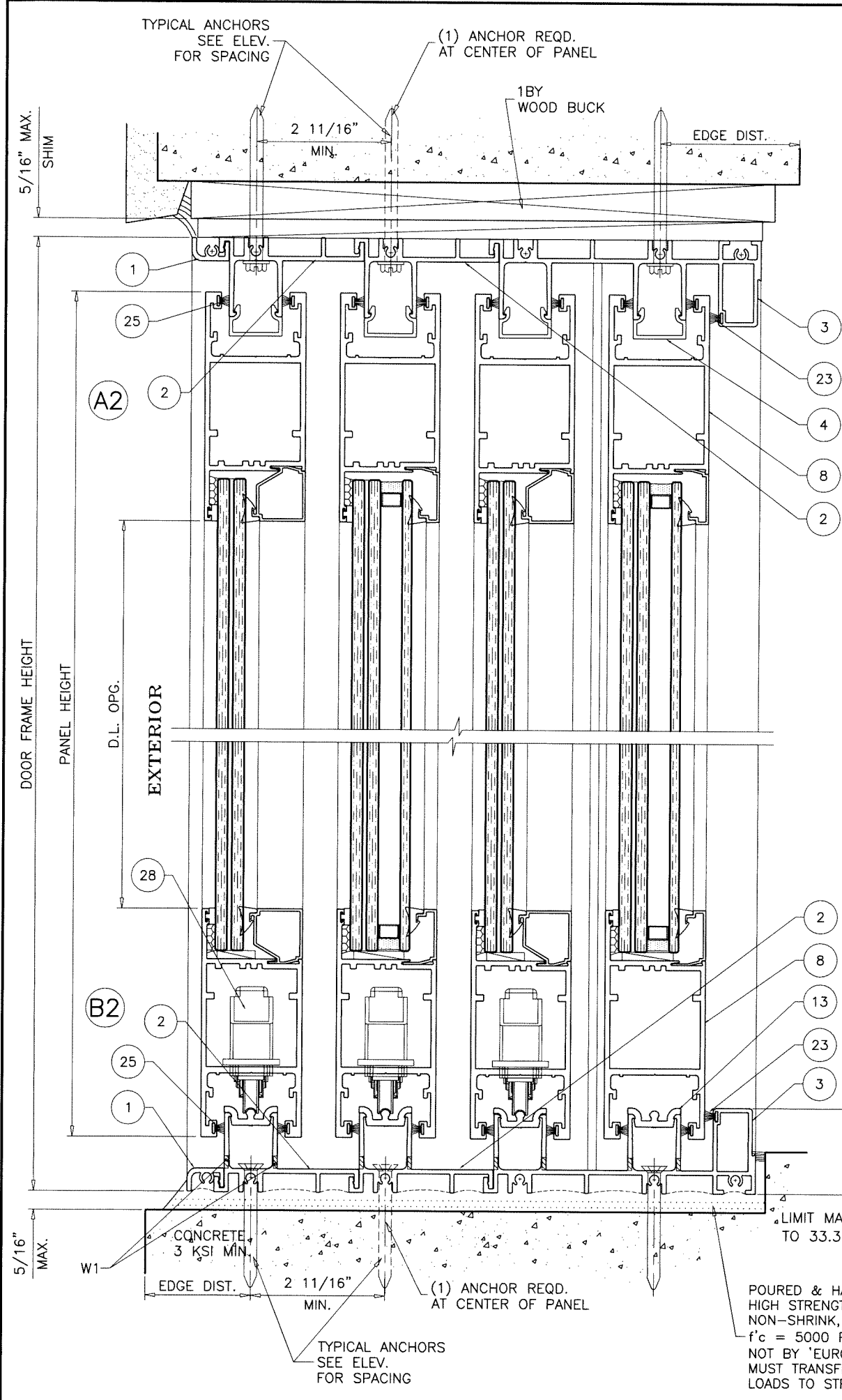
Eurocraft Industries Inc.
 7905 N.W. 77th Ave.
 Medley, FL. 33166
 Phone: (305) 713-1871 Fax: (305) 713-1872

revisions:	no	date	by	description

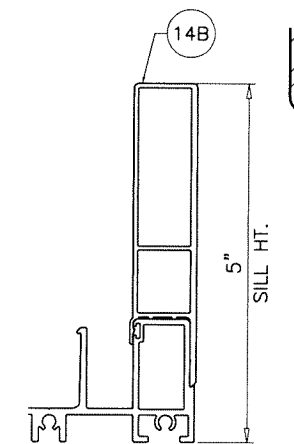
date: 09-10-25
 scale: 3/8" = 1"
 dr. by: TARIQ
 chk. by:

drawing no.
25-83F

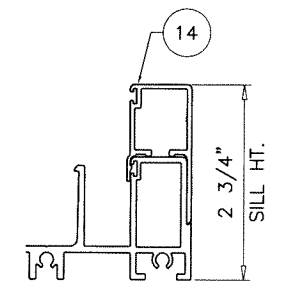
sheet 11 of 18



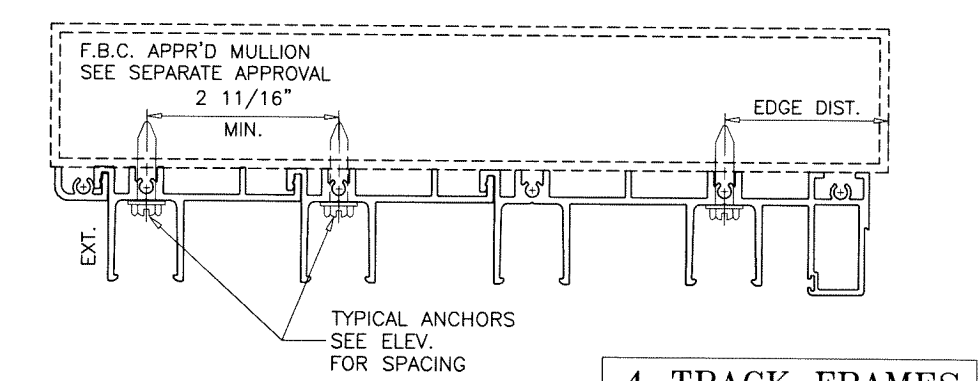
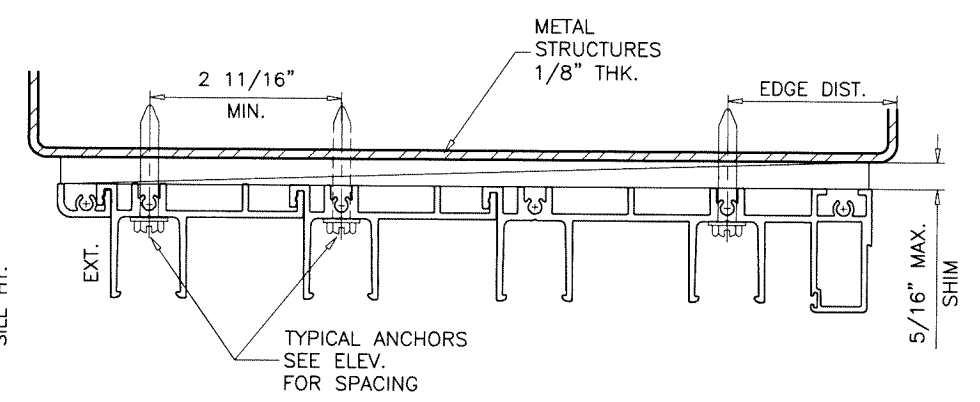
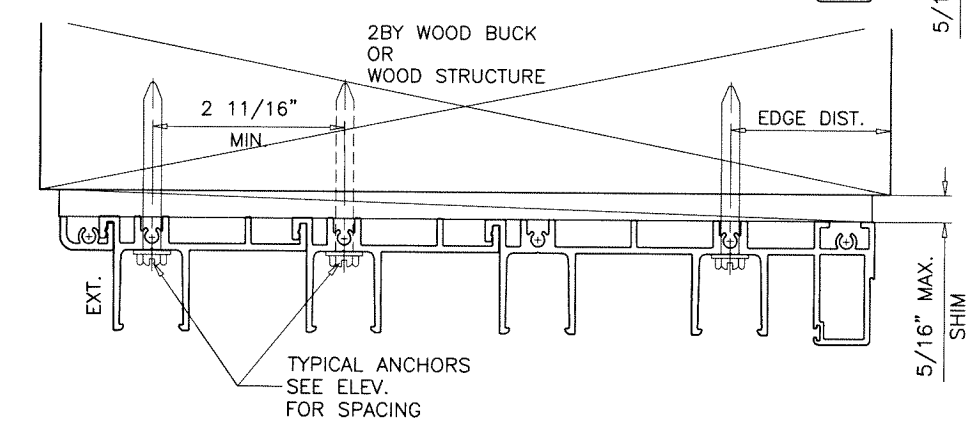
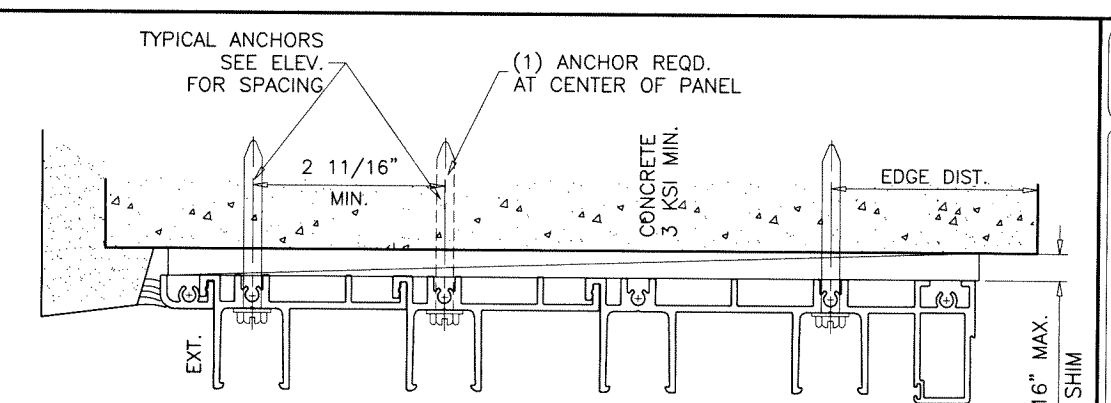
LIMIT MAX. EXT.(+) LOADS TO 95.0 PSF AND MAX. PANEL AREA TO 40.0 SQ. FT.



MAX. EXT.(+) LOADS 140.0 PSF




LIMIT MAX. EXT.(+) LOADS TO 60.0 PSF AND MAX. PANEL AREA TO 40.0 SQ. FT.



4 TRACK FRAMES

Sealed: 9/30/2025



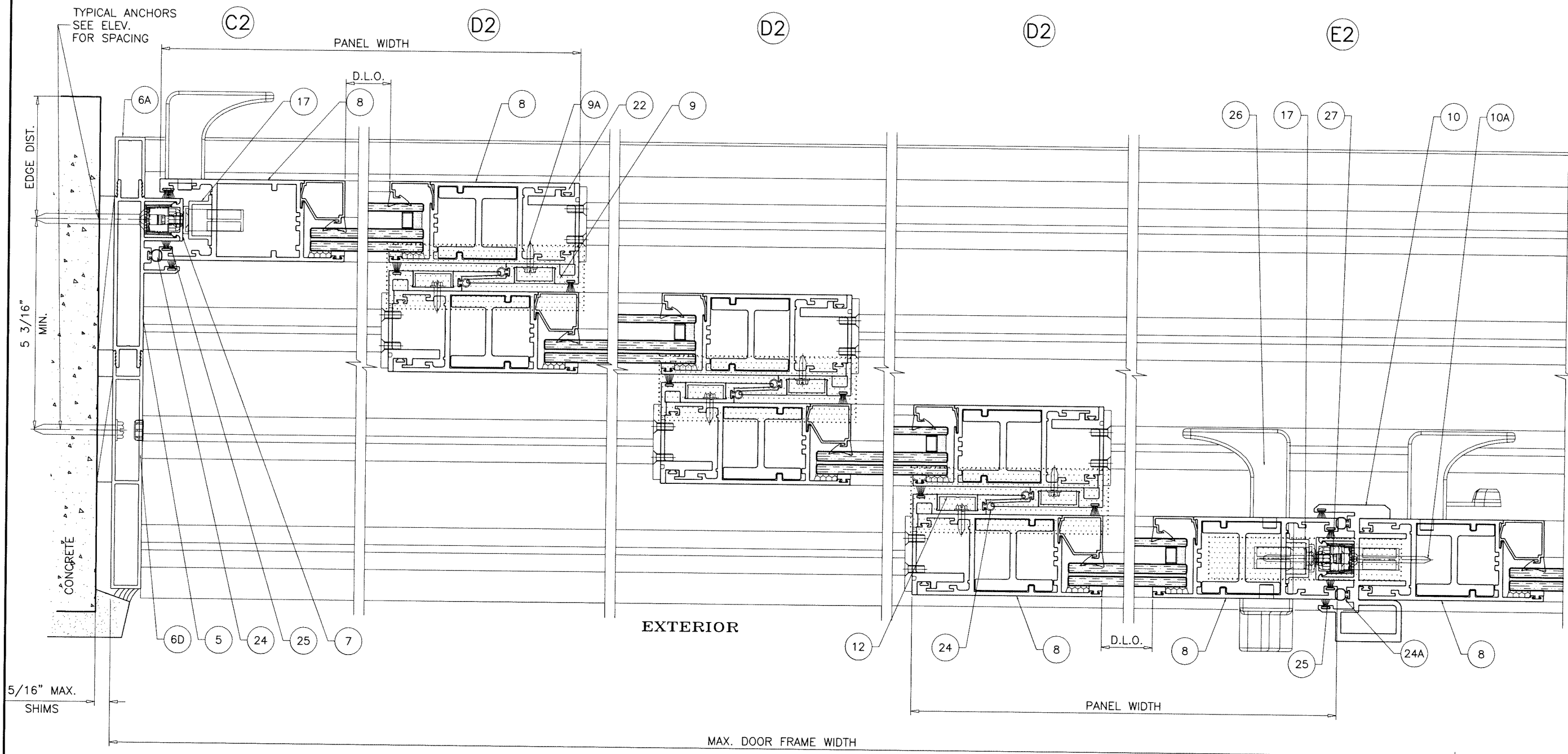
FL #47807

AL-FAROOQ CORPORATION
 ENGINEERS & PRODUCT DEVELOPMENT
 9360 SUNSET DRIVE, SUITE 220
 MIAMI, FLORIDA 33173
 TEL. (305) 264-8100 FAX. (305) 262-6978
 COMP-ANL\25-83F-EII

SERIES EC450 ALUM SLIDING GLASS DOOR (S.M.I.)
Eurocraft Industries Inc.
 7905 N.W. 77th Ave.
 Medley, FL. 33166
 Phone: (305) 713-1871 Fax: (305) 713-1872


no	date	by	description

date: 09-10-25
 scale: 3/8" = 1"
 dr. by: TARIQ
 chk. by:
 drawing no. **25-83F**
 sheet 13 of 18



4 TRACK FRAMES

Sealed: 9/30/2025



FL #47807

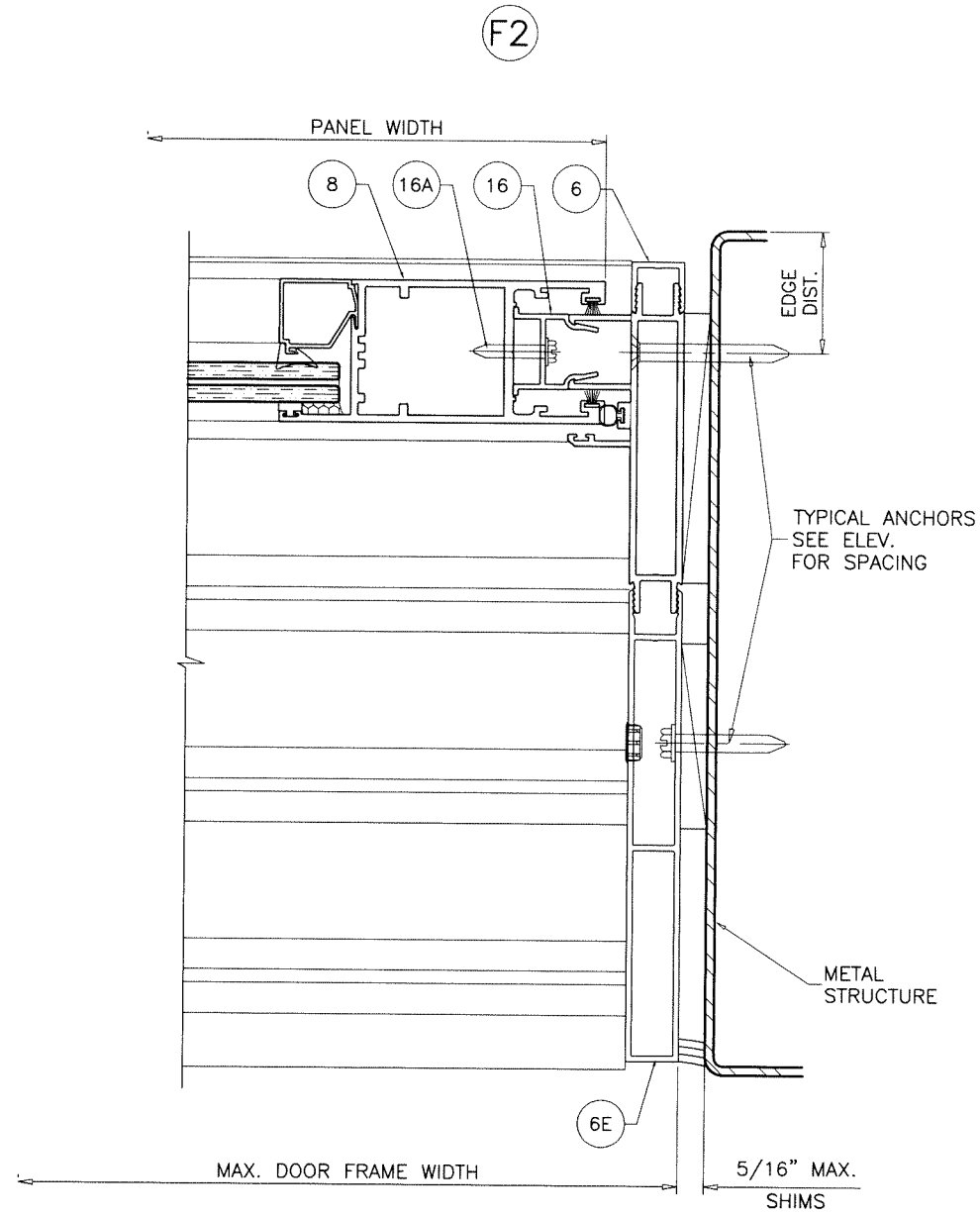
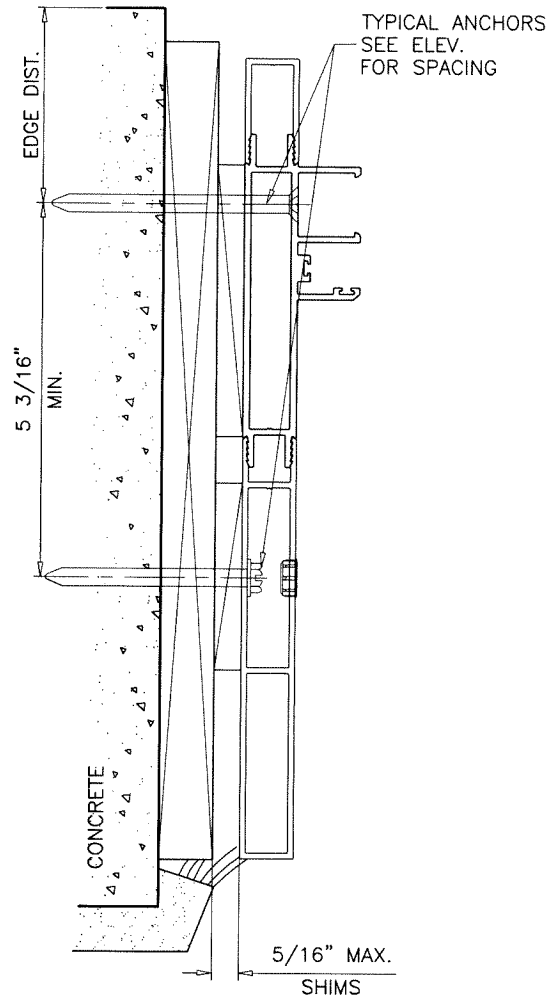
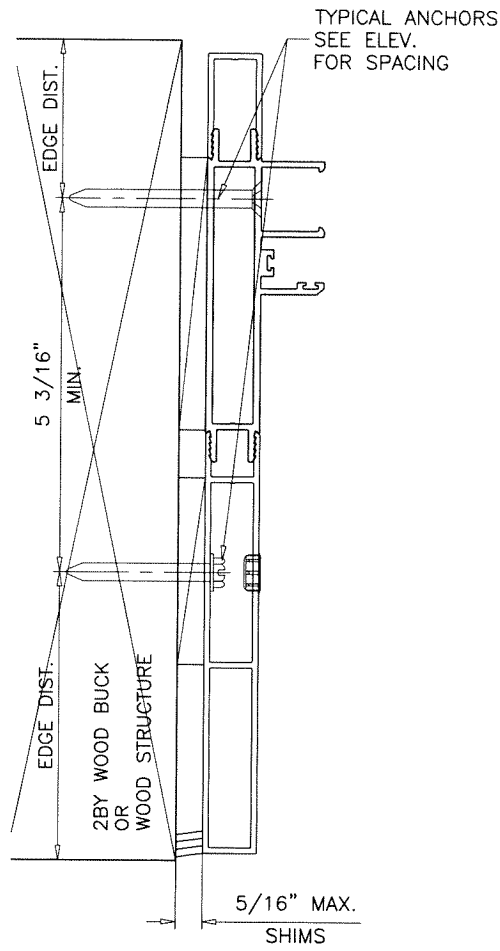
af c
AL-FAROOQ CORPORATION
 ENGINEERS & PRODUCT DEVELOPMENT
 9360 SUNSET DRIVE, SUITE 220
 MIAMI, FLORIDA 33173 (C.A.N. 3538)
 TEL. (305) 264-8100 FAX. (305) 262-6978
 COMP-ANL\25-83F-EII

SERIES EC450 ALUM SLIDING GLASS DOOR (S.M.I.)
Eurocraft Industries Inc.
 7905 N.W. 77th Ave.
 Medley, FL. 33166
 Phone: (305) 713-1871 Fax: (305) 713-1872

revisions:	
no	date by description


date: 09-10-25
 scale: 3/8" = 1"
 dr. by: TARIQ
 chk. by:

drawing no.
25-83F
 sheet 14 of 18



4 TRACK FRAMES

Sealed: 9/30/2025



FL #47807

af c
AL-FAROOQ CORPORATION
 ENGINEERS & PRODUCT DEVELOPMENT
 9360 SUNSET DRIVE, SUITE 220
 MIAMI, FLORIDA 33173 (C.A.N. 3538)
 TEL. (305) 264-8100 FAX. (305) 262-6978
 COMP-ANL\25-83F-EII

SERIES EC450 ALUM SLIDING GLASS DOOR (S.M.I.)
Eurocraft Industries Inc.
 7905 N.W. 77th Ave.
 Medley, FL. 33166
 Phone: (305) 713-1871 Fax: (305) 713-1872

revisions:	
no.	description

date: 09-10-25	scale: 3/8" = 1"
dr. by: TARIQ	chk. by:

drawing no.	25-83F
sheet	15 of 18

ITEM #	PART #	QUANTITY	DESCRIPTION	MATERIAL	MANF./SUPPLIER/REMARKS
1	400-06	2	HEAD/SILL EXTENSION	6063-T5	-
1A	400-07	2	SCREEN TRACK	6063-T5	-
2	400-16	AS REQD.	HEAD/SILL ADAPTER	6063-T6	-
3	450-01	2	FRAME HEAD/SILL	6063-T6	-
4	400-03	AS REQD.	HEAD COVER	6063-T5	-
5	400-08	2	FRAME JAMB	6063-T5	-
6	400-09	AS REQD.	JAMB EXTENSION	6063-T5	-
6A	400-10	AS REQD.	JAMB EXTENSION	6063-T5	-
6B	400-11	AS REQD.	JAMB EXTENSION	6063-T5	-
6C	400-12	AS REQD.	JAMB EXTENSION	6063-T5	-
6D	400-13	AS REQD.	JAMB EXTENSION	6063-T5	-
6E	400-14	AS REQD.	JAMB EXTENSION	6063-T5	-
7	400-04	AS REQD.	JAMB COVER	6063-T5	-
8	450-20	AS REQD.	PANEL RAIL/STILE	6063-T6	-
9	450-21	AS REQD.	INTERLOCK	6005-T5	-
9A	#8 X 3/4"	AS REQD.	INTERLOCK FASTENERS, AT 6" FROM ENDS & 20" O.C. MAX.	ST. STEEL	PH SMS
10	450-18	AS REQD.	ASTRAGAL STILE	6005-T5	-
10A	#10 X 2"	AS REQD.	ASTRAGAL FASTENERS, AT 6" FROM ENDS & 20" O.C. MAX.	ST. STEEL	PH SMS
11	450-26	AS REQD.	STILE REINFORCING	6063-T6	-
12	400-22	AS REQD.	INTERLOCK COVER	6063-T5	-
13	400-02	AS REQD.	SILL TRACK	6063-T6	-
13A	400-05	AS REQD.	TRACK COVER/PANEL STOP	6063-T5	-
14	400-23	AS REQD.	SILL RISER	6063-T5	-
14A	400-24	AS REQD.	SILL RISER	6063-T5	-
14B	450-27	AS REQD.	SILL RISER	6063-T5	-
15	400-25	1/ CORNER	PANEL CORNER KEY	6063-T6	-
15A	-	2/ CORNER	ALIGNMENT KEY	ST. STEEL	-
16	400-15	3/ FIX. PANEL	FIXED PANEL SPACER, 5" LONG	6063-T5	AT 10" FROM EACH END & AT MIDSPAN
16A	#8 X 1-1/2"	2/ CLIP	FIXED PANEL FASTENERS	ST. STEEL	FH SELF DRILLING SCREWS
17	400-19	AS REQD.	LOCK ADAPTER, 8-3/8" LONG	6063-T5	AT LOCK LOCATION
18	600-17	AS REQD.	GLAZING BEAD (LAM. GLASS)	6063-T5	-
18A	600-16	AS REQD.	GLAZING BEAD (INSUL. LAM. GLASS)	6063-T5	-
19	E7011768	AS REQD.	INTERIOR GLAZING GASKET	EPDM	DUROMETER 60±5 SHORE A
20	82505	AS REQD.	EXTERIOR GLAZING GASKET	TPV/POLYPROP	-
21	-	2/ LITE	SETTING BLOCK	EPDM	DUROMETER 80±5 SHORE A
22	-	2/ PANEL	INTERLOCK GUIDE AT TOP & BOTTOM	NYLON	FASTENED WITH (2) #8 X 1" FH SDS
23	-	AS REQD.	FIN SEAL W'STRIPPING	WOOL	-
24	MPI-83033	AS REQD.	INTERLOCK W'STRIPPING	TPV/POLYPROP	MELTPOINT
24A	MPI-83032	AS REQD.	ASTRAGAL W'STRIPPING	TPV/POLYPROP	MELTPOINT
25	W33251NK000B	AS REQD.	FIN SEAL PILE W'STRIPPING	WOOL	ULTRAFAB
26	-	-	LOCK AND HANDLE	-	-
27	-	-	ADJUSTABLE STRIKE	-	-
28	-	2/ MOV. PANEL	ROLLER ASSEMBLY, AT 8-1/2" FROM EACH END	-	FASTENED WITH (2) #10 X 1-1/2" FH SDS
29	#10 X 1-1/2"	-	FRAME ASSEMBLY FASTENERS	ST. STEEL	HWH SELF DRILLING SCREWS
30	-	-	-	-	-
31	-	-	-	-	-

SEALANT:

ALL JOINTS AND FRAME CONNECTIONS SEALED WITH WHITE/ALUMINUM COLORED SILICONE.

LOCKS:

SURFACE MOUNT METALLIC THREE PLY DUAL HOOK LOCK AT 38-3/4" FROM BOTTOM FASTENED TO LOCK STILE WITH (2) #8 X 1-1/4" FH SELF DRILLING SCREWS

SURFACE MOUNT METALLIC KEEPER FACING LOCK AT 39" FROM BOTTOM FASTENED WITH (2) #8 X 1-1/4" FH SMS

AL-FAROOQ CORPORATION
 ENGINEERS & PRODUCT DEVELOPMENT
 9360 SUNSET DRIVE, SUITE 220
 MIAMI, FLORIDA 33173 (C.A.N. 3538)
 TEL. (305) 264-8100 FAX. (305) 262-6978
 COMP-ANL\25-83F-EII


SERIES EC450 ALUM SLIDING GLASS DOOR (S.M.I.)
Eurocraft Industries Inc.
 7905 N.W. 77th Ave.
 Medley, FL 33166
 Phone: (305) 713-1871 Fax: (305) 713-1872

revisions:	no	date	by	description

date: 09-10-25
 scale: 3/8" = 1"
 dr. by: TARIQ
 chk. by:

drawing no.
25-83F
 sheet 17 of 18

Sealed: 9/30/2025



FL #47807

